



# Planning for Success after Extended School Closures





The *i-Ready* team is here to help you understand the challenges your district faces in the coming academic year and develop detailed plans to put every student on a path to success.

The critical areas in which we are preparing to serve educators are:

## 1. Sizing the Impact of Extended School Closures

Data-driven insights based on your district's assessment results to help you:

- Understand beginning-of-year deficits
- Identify at-risk populations
- Plan instruction and interventions

## 2. Assessment Planning

Detailed assessment guidance to help you:

- Make decisions in the absence of spring assessment data
- Develop an assessment plan for the year ahead
- Set goals and monitor the growth of students

## 3. Data-Driven Instruction in the Classroom

Unify your team around a single data-driven language—from the district office to the classroom. *i-Ready* data is designed for everyday use at every level of your school system.

## 4. Proven Instruction

Meet the on- and off-grade level needs of each student with instructional resources that work in school and at home.

## 5. Service Every Step of the Way

*i-Ready Partners* will help you develop and execute a plan based on your district's data and designed specifically to meet your unique needs in this extraordinary year.


# 1. Actionable Data to Help You Quantify the Challenge and Set a Plan

## Sizing the Challenge

Understanding learning loss begins with sizing students' gaps and knowing where they stand relative to grade level. *i-Ready* data will help you understand the unique challenges your teachers face this year and identify the key student populations at greatest risk of falling further behind.

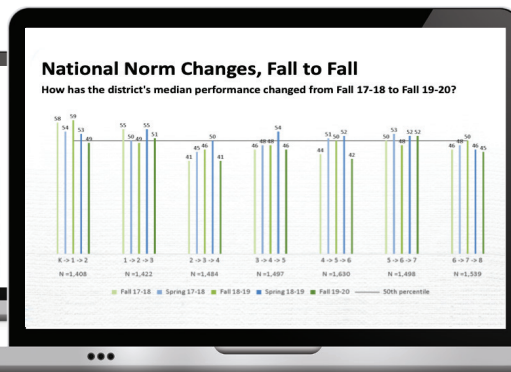
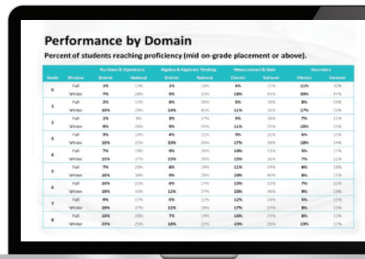


## Size Gaps to Grade Level in Your Schools



## Winter-Fall 2020 Learning Loss

Use historical and national benchmarks to size the learning loss in your schools and better understand the unique challenges of this academic year.



## Domain-Level Data

To help you set instructional strategies and prioritize early-year remediation efforts

## National Norms

To help you provide context for teachers, parents, and your community

## Longitudinal Analysis by Racial and Ethnic Groups

To help you understand the relative performance of student groups compared to national norms, one another, and past years

## Learning Loss by Placement

To help you quantify any widening of learning gaps by students' placement levels

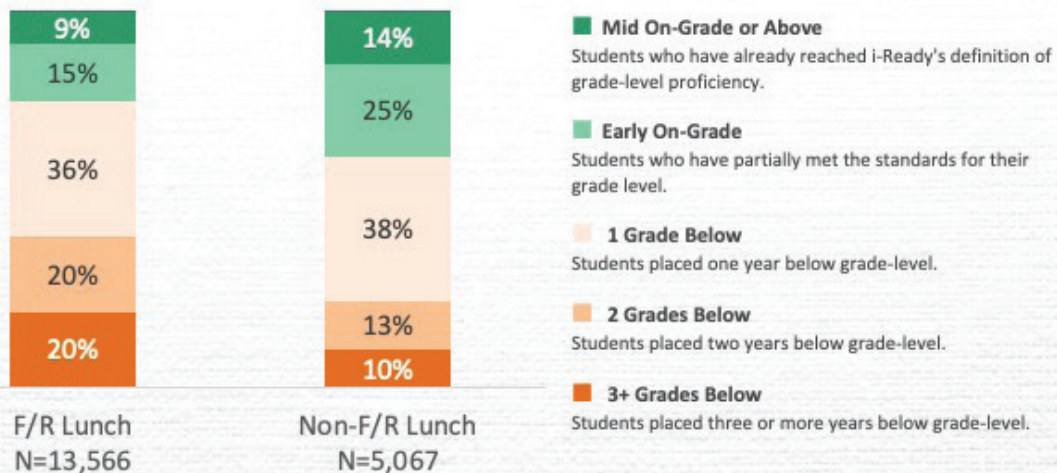
Winter Placement Level	Statistic	K -> 1	1 -> 2	2 -> 3	3 -> 4	4 -> 5	5 -> 6	6 -> 7	7 -> 8
Mid On-Grade or Above	Learning Loss	6	8	-7	2	1	-3	0	-2
	Count	834	808	822	733	626	541	645	683
Early On-Grade	Learning Loss	8	10	-7	3	3	0	3	1
	Count	245	175	239	364	317	343	221	347
1 Grade Below	Learning Loss	10	5	-5	4	0	2	5	7
	Count	85	256	211	154	351	329	335	252
2 Grades Below	Learning Loss	-	-	1	5	1	0	4	6
	Count	-	-	36	62	35	123	159	127
3+ Grades Below	Learning Loss	-	-	-	27	-2	-1	7	3
	Count	-	-	-	14	28	28	135	158

## Demographic and Socioeconomic Data

To help you understand and support students at the greatest risk of falling behind

### Fall Placement Distribution by Free/Reduced Lunch Status

What is the placement distribution of students by their F/R Lunch status?



## 2.

# Proven Assessments to Deal with New Challenges

Extended school closures mean that instructional time is more valuable than ever. *i-Ready Assessment* helps ensure educators have the data they need to target instruction where it's needed most. With *i-Ready Assessment*, educators can:

- Efficiently understand current deficits
- Identify and communicate instructional needs and priorities to others in the district
- Set goals and continually track growth as students return to the classroom
- Make decisions when state assessment and spring formative data aren't available

## Using the Right Tools for the Right Needs

The *i-Ready Assessment* suite gives educators the right tools to keep their focus on instruction.

### ■ Diagnostic

Administered three times during the year to measure student proficiency and growth. A great way to understand specific deficits and needs due to extended school closures.

### ■ Standards Mastery (Optional)

Starting in mid-fall, individual teachers can use this tool to identify students' strengths and misconceptions on specific skill areas.

### ■ Growth Monitoring (Optional)

Administered in specific use cases up to once a month to periodically evaluate the progress students are making in key content domains.

## *i-Ready Assessment* can be used by districts for:

### Classroom Assessment

- ✓ Automatic small group creation
- ✓ Instructional planning data
- ✓ Student/teacher/school goal-setting data
- ✓ Standards performance
- ✓ Growth measures
- ✓ Lexiles®/Quantiles®

### Screening and Placement

- ✓ Reading and math general screener
- ✓ Third Grade Alternative Reading Assessment
- ✓ English Learner reclassification data
- ✓ National norms for intervention and gifted/talented identification
- ✓ **New!** Dyslexia screening and oral reading fluency assessments

### Intervention

- ✓ MTSS/RTI/Intervention Screener
- ✓ Progress/Growth Monitoring



Lexiles® and Quantiles® are trademarks of MetaMetrics, Inc. and are registered in the United States and abroad. Copyright © 2020 MetaMetrics, Inc. All rights reserved.

© 2020 Curriculum Associates, LLC. All rights reserved.



In a year of uncertainty, actionable data is more critical than ever.

 **Summer**

Use Diagnostic data from the prior year to plan for the next.

 **Start of School**

**Diagnostic 1**  
Review detailed data to help identify deficiencies.

 **Winter Break**

**Diagnostic 2**  
Get a detailed check on student proficiency and growth.

 **End of Year**

**Diagnostic 3**  
Examine end-of-year successes and needs; use refreshed data to energize learning through the end of the year.

## Assessment Planning Leads to Powerful Data

Working with Curriculum Associates means you have access to a team of individuals who will help you select the right assessments and plan for a high-fidelity administration of those assessments.

**Criterion-Referenced**  
Gives perspective on grade-level attainment

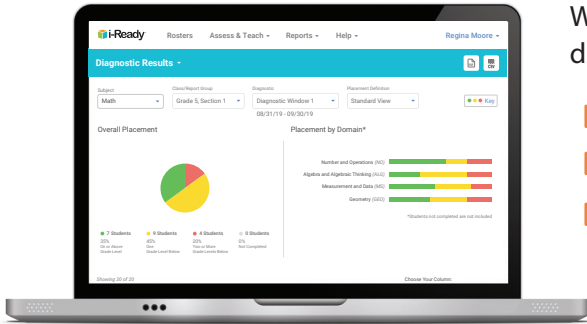
**Detailed**  
Actionable data down to the domain and skill level

**Growth-Focused**  
Embedded measures for understanding *Typical Growth* and setting ambitious *Stretch Growth* goals

**Paired with Instruction**  
No extra steps or legwork to connect assessment results to targeted instruction

# 3.

## Data-Driven Instruction in the Classroom to Chart a Course to Grade Level for Every Learner



With more students performing below grade level and greater diversity of needs in every class, your teachers will need:

- Insight into student strengths and need areas
- Detailed domain- and skill-level data
- Immediate access to targeted instruction

Student	Scale Score	Overall Placement	Placement by Domain						National Norms	Date
			PA	PH	HFV	VOC	LIT	INFO	Percentile Rank	
Sanchez, Abby	615	Mid 5	Tested Out	Max Score	Max Score	Early 5	Mid 5	Mid 5	89th	09/14/20
Vo, Isaiah	599	Early 5	Tested Out	Max Score	Tested Out	Early 5	Mid 5	Mid 5	81st	09/14/20
McDonald, Kal	589	Early 5	Tested Out	Max Score	Tested Out	Early 5	Early 5	Early 5	75th	09/14/20
Warren, Santino	581	Early 5	Tested Out	Max Score	Tested Out	Grade 4	Early 5	Mid 5	69th	09/14/20
<b>Powell, Elijah</b>	577	Grade 4	Tested Out	Grade 3	Tested Out	Grade 4	Grade 4	Grade 3	66th	09/14/20
Singh, Brian	577	Grade 4	Tested Out	Grade 3	Max Score	Grade 4	Grade 4	Grade 4	66th	09/14/20
Ruiz, Justin	571	Grade 4	Tested Out	Max Score	Tested Out	Grade 4	Early 5	Grade 4	61st	09/14/20
Choi, Isabelle	568	Grade 4	Tested Out	Grade 3	Tested Out	Grade 4	Grade 4	Grade 4	59th	09/14/20

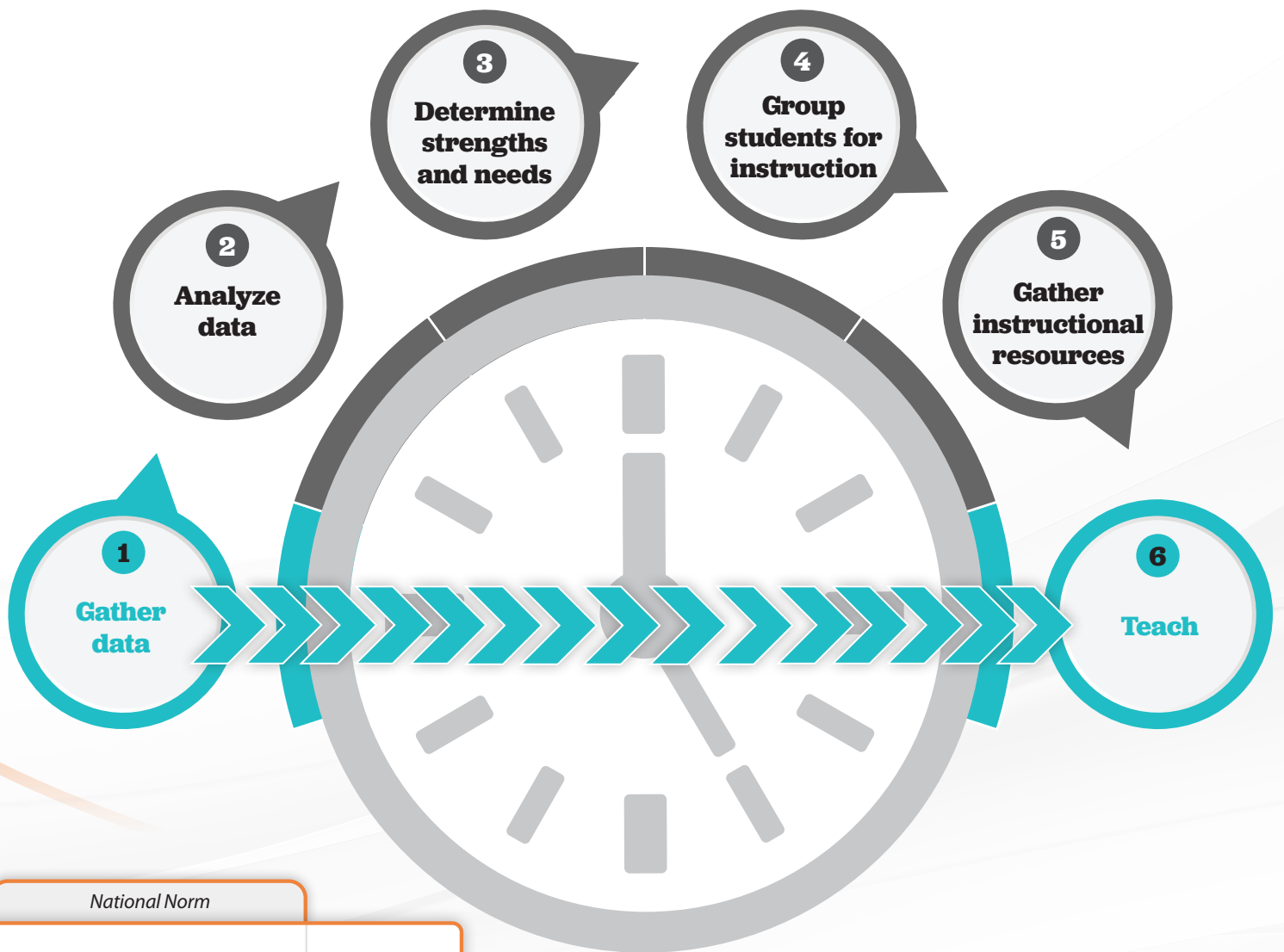
Grade-Level Placement			Domain-Level Placement					
<b>Powell, Elijah</b>	577	Grade 4	Tested Out	Grade 3	Tested Out	Grade 4	Grade 4	Grade 4





# Designed to Maximize Teaching Time

*i-Ready* was created to arm teachers with actionable data and eliminate unnecessary steps between gathering data and teaching.



	National Norm	
Grade 3	66th	09/14/20

# 4.

## Proven Instruction to Support Changing Needs

Whether you're in school or at home, *i-Ready Learning* has rigorous instruction designed to meet the on- and off-grade level needs of your students. All *i-Ready Learning* programs are connected by *i-Ready* data and designed to complement teaching plans whenever and wherever your students are learning.



**Teacher-Led Instruction**  
Flexible lessons designed for whole class or small group settings

**Personalized Instruction**  
Independent, online lessons to help students fill skills gaps and access grade-level instruction

**Digital Resources**  
Engaging digital instruction for in school or at home

**Print Resources**  
Printable and book-based instruction to ensure every student has access to content in any setting

**At School**  
Teacher-friendly instruction built to make in-class differentiation a reality

**At Home**  
Blended instruction—printed and online—that easily transitions to support at-home learning

# 5. Service Every Step of the Way to Help You Create and Execute a Successful Plan

Your *i-Ready Partners* team is available at every turn to help you create and implement a successful plan for this extraordinary year.

## Our service team is here to help you:

- Develop a plan for the year
- Understand and act on your data
- Train and coach your team
- Monitor and course correct throughout the year



“ Teachers have the data at their fingertips on a daily basis to be able to provide instruction that’s truly impactful for our students. ”

—Michelle B., K-5 Curriculum Director



Discover how *i-Ready* helps you accelerate growth and celebrate every student’s gains.

[i-Ready.com/Empower](https://www.i-ready.com/Empower)

